

# ***Modeling and Simulation Best Practices for Wireless Ad Hoc Networks***

**L. Felipe Perrone**

Bucknell University

**Yougu Yuan**

Dartmouth College

**David M. Nicol**

University of Illinois Urbana-Champaign

# The development of SWAN

---



Project started in 2000.

**First milestone:** The simulation of 10,000 nodes running WiroKit, a proprietary routing algorithm developed by BBN Technologies.

**Second milestone:** Used in the development and experimental study of a high-performance model for 802.11b.

**Third milestone:** Used as substrate in the development of a simulator for Berkeley motes running TinyOS. Prototype constructed as proof-of-concept for framework on the eve of the release of nesC and major version update of TinyOS.

**Fourth milestone:** Used in the development and experimental study of lookahead enhancement techniques.

... and then came the million dollar question:

**How accurate are SWAN simulations? Are we doing it right?**

# Validation by proxy bombed

---

We looked for simulation studies done with other simulators that we could use as reference to validate SWAN.

**Roadblock:** We found it very difficult to repeat previously published studies because we could not obtain information on all their settings (models and/or parameters). At times, we also failed to understand why certain parameter values had been chosen and perpetuated in the community.

**Roadblock:** We could not find incontrovertible evidence that the simulators used in those studies had been validated.

We resorted to comparing SWAN models to those of other simulators only to discover inconsistencies or errors in their models.

# Crisis, what crisis?

---

Pawlikowski et al: **“On credibility of simulation studies of telecommunication networks”**. *IEEE Communications Magazine* 40 (1):

**“An opinion is spreading that one cannot rely on the majority of the published results on performance evaluation studies of telecommunication networks based on stochastic simulation, since they lack credibility. Indeed, the spread of this phenomenon is so wide that one can speak about a deep crisis of credibility.”**

# Crisis indeed...

---

Kotz et al. **“The mistaken axioms of wireless-network research”**.  
Technical Report TR2003-467, Dept. of Computer Science, Dartmouth  
College, July, 2003:

**“The ‘Flat Earth’ model of the world is surprisingly popular: all radios have circular range, have perfect coverage in that range, and travel on a two-dimensional plane. CMU's ns2 radio models are better but still fail to represent many aspects of realistic radio networks, including hills, obstacles, link asymmetries, and unpredictable fading. We briefly argue that key ‘axioms’ of these types of propagation models lead to simulation results that do not adequately reflect real behavior of ad-hoc networks, and hence to network protocols that may not work well (or at all) in reality.”**

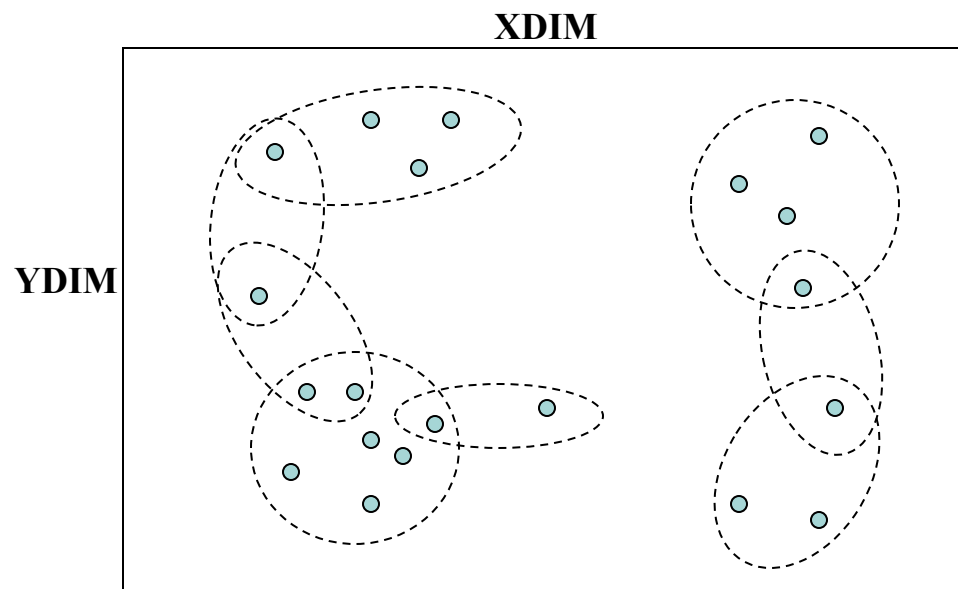
# Why is it so difficult?

---

- Models for a wireless networks are complex and have many, many parameters. Articles in print can't afford to list all the parameters used in a study.
- There isn't a general consensus on the appropriate composition of the model (i.e. protocol stack) for wireless networks.
- We're not all speaking the same language all the time: people may refer to the name of a well-known model and actually implement a different one (the terminology is sometimes perverted).
- Some of the people doing simulations lack wireless networking expertise (improper modeling), while others who have that expertise don't understand much about simulation (improper output analysis).

# Structure of a Wireless Ad Hoc Network Model (macro view)

---



## Environment Sub-models

### Space:

geometry, terrain

### Mobility:

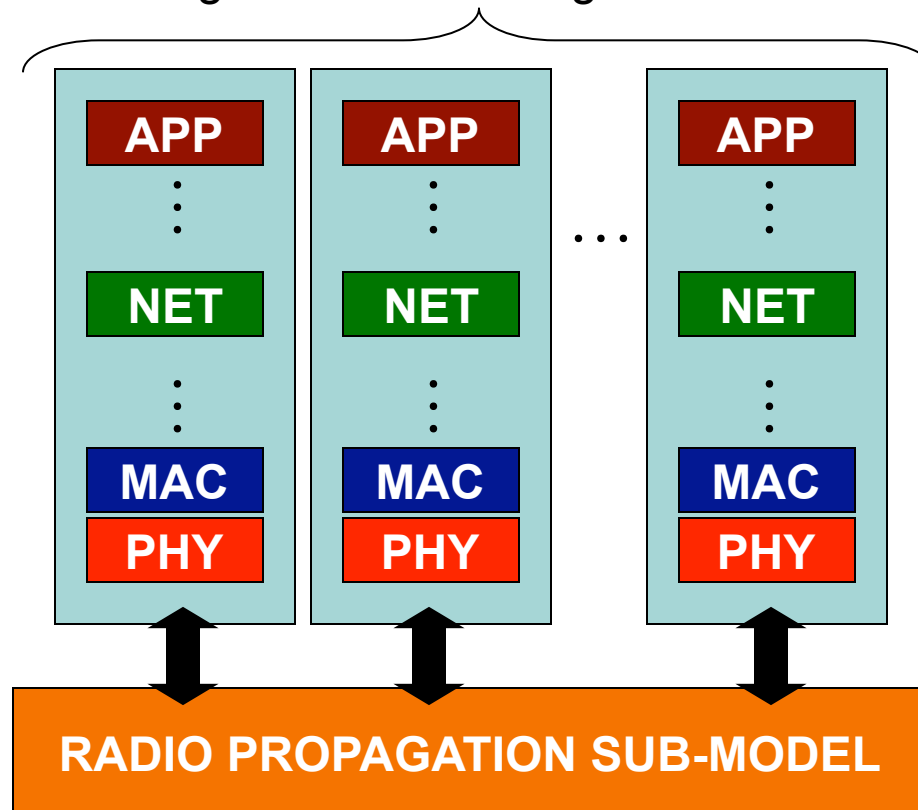
single model, mixed models

### Propagation:

computational simplicity  
(performance), accuracy  
(validity)

# Structure of a Wireless Ad Hoc Network Model (micro view)

heterogeneous or homogenous network



## Network Node Sub-models

### Physical Layer:

radio sensing, bit transmission

### MAC Layer:

retransmissions, contention

### Network Layer:

routing algorithms

### Application Layer:

traffic generation or "direct"  
execution of real application



# Experimental Scenario

---

**RF propagation:** 2-ray ground reflection, antenna height 1.5m, tx power 15dBm, SNR threshold packet reception.

**Mobility:** density 7 neighbors per node, initial deployment triangular, stationary (pause=H, min=max=0), low (pause=60s, min=1, max=3), high (pause=0, min=1, max=10).

**Traffic generation:** variation of CBR; session length=60s, ist=20s, destination is random for each session, CBR for each session, packet size=512 octets, vary packet rates to produce 16kbps, 56kbps, and 300kbps.

**Protocol stack:** IEEE 802.11b PHY (message retraining modem capture), IEEE 802.11b MAC (DCF), ARP, IP, AODV routing.

**Arena size:** variable; changed according to the number of nodes simulated to maintain constant density of 7 neighbors per node.

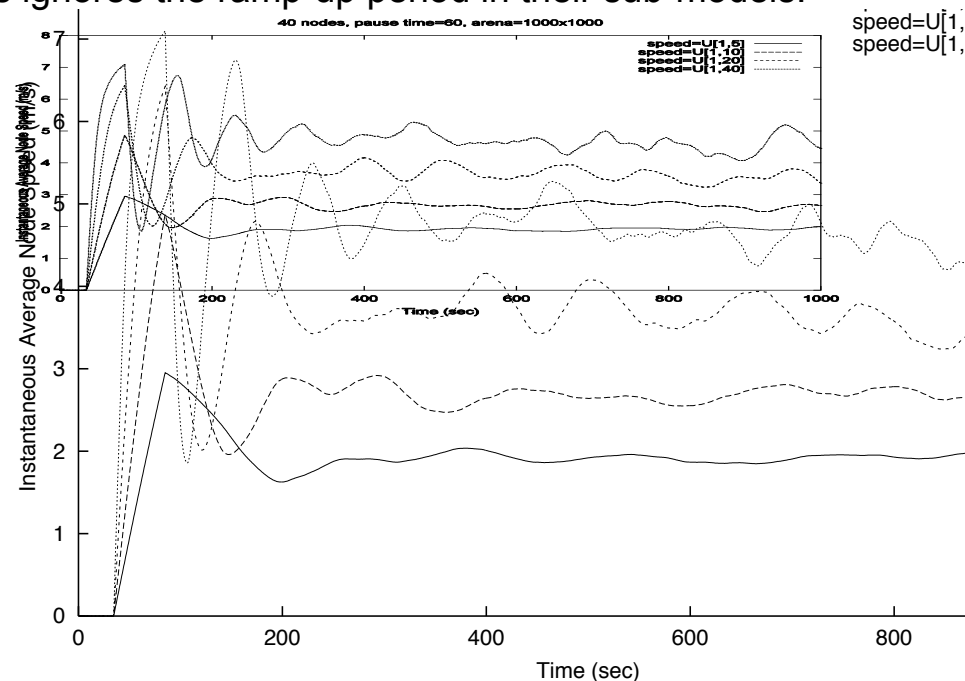
**Replications:** 10 runs with different seeds for every random stream in the model. For all metrics estimated, we produced 95% confidence intervals.

**Scale:** 20, 30, 40, and 50 nodes.

# Case Study: mobility model

Yoon et al. “**Random waypoint considered harmful**”. *INFOCOM 2003*.

- Demonstrates how a bad choice of parameters can lead to a mobile network that tends to become stationary (no steady state).
- Called out attention to the fact that the vast majority of simulation studies with wireless networks ignores the ramp-up period in their sub-models.



# The impact of mobility transient on network metrics

---

We verified that using data deletion to avoid the mobility transient led to significant changes in relative error:

- from 5% to 30% in packet end-to-end delay,
- from 5% to 30% in the ratio of data to control packets sent,
- up to 10% in packet delivery ratio.

Interesting results with algorithms for estimation of when steady-state is reached were presented yesterday at WSC '03:

Bause & Eickhoff. **“Truncation Point Estimation Using Multiple Replications in Parallel”**.

**PS:** Our paper shows that transients due to the ramp-up effect in traffic, further compromise the correctness of network metrics.

## One lesson learned

---

The simulation framework should be flexible enough in the collection of statistics to allow for data deletion.

All the statistics we collect are stored in data types derived from a base class that takes truncation point in time as a parameter. Only the values recorded after the truncation point are kept.

In our experiments we ran several simulations just to determine the truncation point... Certainly, it would be beneficial to compute the truncation point on the fly, as suggest by Bause and Eickhoff.

# Case study: composition of the protocol stack

---

Broch et al. “**A performance comparison of multi-hop wireless ad hoc networking protocols.**” Mobicom '98.

- States that the use of ARP in the protocol stack produces non-negligible effects in the simulation of a wireless network.
- We found no mention to the use of ARP models in other simulation studies save for one other paper. Our inquisitiveness lead us to attempt to quantify the effect of ARP on the networking metrics our simulation estimates.

## The impact of ARP

---

For 16kbps and 56kbps traffic loads, the relative error in end-to-end delay observed was as high as 16%.

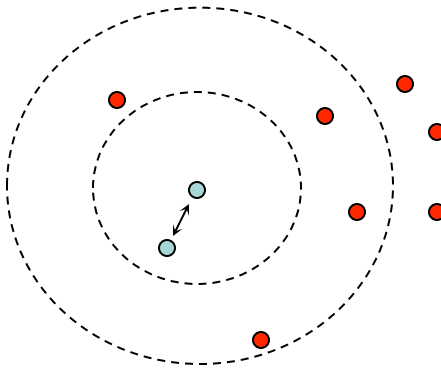
Packet delivery ratio showed much less pronounced sensitivity: relative error went only as high as 1.6%.

The number of events in simulations with and without ARP we observed is comparable. The protocol contributes to the simulation with small processing load, and also with small additional memory requirement.

# Case study: radio interference model

---

A common approach to reducing the complexity of interference computation is to limit, or truncate, the sensing range of a node. This range can be defined by a maximum path loss parameter. We have investigated two values: 106dB and 126dB.



For a given node, we can define a receiving range and a sensing range.

Results were consistent with what has been observed in the simulation of wireless cellular phone networks (Liljenstam & Ayani '98; Perrone & Nicol 2000):

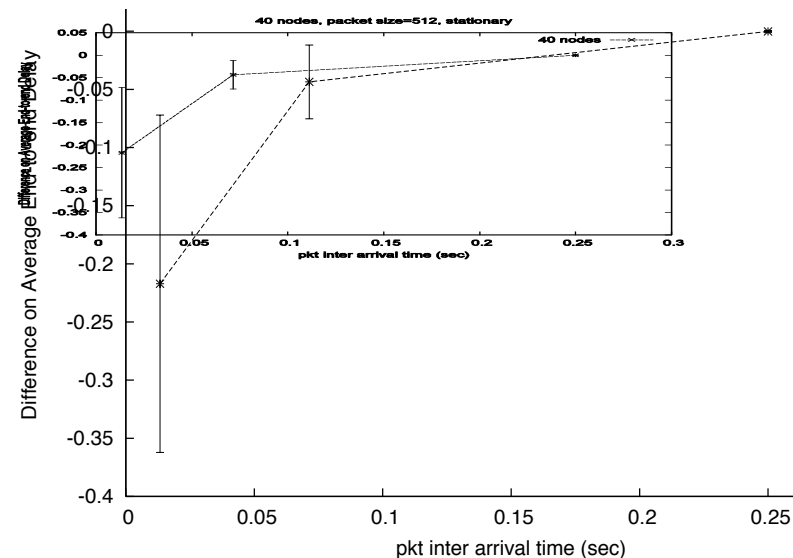
- truncation leads to a substantial reduction in number of events to process at the cost of a small relative error in network metrics.

# A question of time

**How long does one need to run a simulation in order to produce good estimates of the network metrics?**

We have run simulations of 1000s after 500s of warm-up for mobility and traffic generation models. This choice, however, has proved to be insufficient to avoid problems...

At high-traffic loads, due to contention and interference, the estimates obtained for end-to-end delay exhibit very large confidence intervals indicating that a higher number of samples should have been taken.





# Summary of lessons learned

---

Make an effort to get to know what is under the hood of the simulator. Assuming that every tool has been created by all knowing experts has high risks. Look for hard-coded parameter values.

Question and analyze every single parameter choice. Blindly using values that the majority of the studies have used is a temerity.

Stay true to well-known simulation methodologies for output analysis and work on narrowing those confidence intervals.

Attempt to piece together bleeding edge knowledge about models for wireless network simulations. Since much of the material is new, the pieces of the puzzle lie scattered across the board.

The published paper is not enough. It is necessary to keep a detailed record of the experiments' settings so that they can be replicated and built upon. Perhaps storing this data in a persistent website is the answer.

## Work for the future

---

- Expand this study to provide a more complete analysis of the sensitivity of the simulation to different parameter settings and choices of sub-models.
- Automation of the generation of models for wireless networks: guide the user to build consistent combinations of choices in the parameter space.