

10070/3/4D Probes

User's Guide

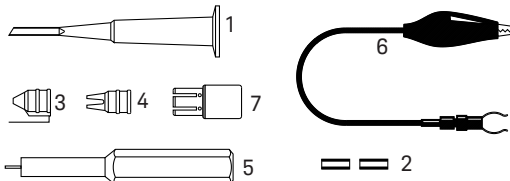


An E2697A 1 M Ω input adapter is required to use these probes with a 50 Ω input oscilloscope. The E2697A includes one 10073D general purpose, 500 MHz, 10:1, passive probe.

⚠ If the probe assembly is used in a manner not specified by the manufacturer, the protection provided by the probe assembly may be impaired.

Cleaning. To clean the probe, disconnect it from the instrument and clean it with mild detergent and water. Make sure the probe is completely dry before reconnecting it to the instrument.

⚠ The input voltage should not exceed the input voltage rating of the measuring instrument.



Keysight 5081-7690 Accessory Kit


Item	Description	Qty
1	Retractable Hook Tip (also available as part number 5018-7697)	1
2	Colored identification tags	8
3	Ground Bayonet	1
4	IC Tip	1
5	Adjustment Tool	1
6	Ground Lead (black)	1
7	BNC adapter (not part of kit, order separately: 5081-7705)	-


WARNING

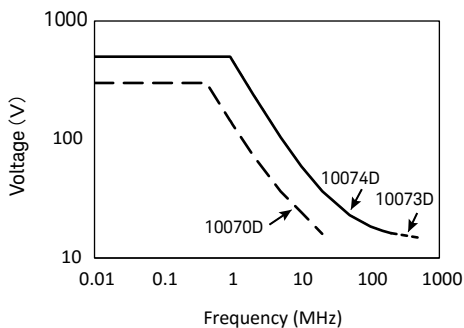
This probe has a cable with a built-in wear indicator. When the insulation of the cable deteriorates, the wear indicator becomes visible. Do not use the probe, when the contrasting color (Black) is visible through the cable jacket. Using a product with a worn cable may result in electric shock, fire, or equipment failure.

WARNING

Avoid contact of the probe cable with hazardous live voltages. The rated voltage of the probe tip is higher than the rated voltage of the probe cable. If the cable contacts hazardous live voltages, it will not provide adequate protection. Contact of the cable with hazardous live voltages may result in electric shock, fire, or equipment failure.

Characteristics	10070D	10073D	10074D
System Bandwidth	20 MHz	500 MHz	150 MHz
System Risetime (calculated)	< 17.5 ns	< 700 ps	< 2.33 ns
Attenuation Ratio	1:1	10:1	10:1
Input Resistance (when terminated into 1 M Ω)	1 M Ω	2.2 M Ω	10 M Ω
Input Capacitance	\approx 70 pF	\approx 12 pF	\approx 15 pF
Maximum Input (dc + peak ac) 	300 Vpk (mains isolated) 150 Vpk CAT II (post receptacle mains)	500 Vpk (mains isolated) 400 Vpk CAT II (post receptacle mains)	
Comensation Range	none	6 – 15 pF	9 – 17 pF
Probe Readout	no	yes	yes
Operating Temperature	-10° C to 55° C		
Humidity	90% RH @ 40° C non-condensing		
Shock	400g 1/2 sine wave on tip end 50g 1/2 sine wave on BNC end		
Propagation Delay	7 ns (1.5m probe cable length)		
Altitude	3000m (indoor use only)		

 Derating Curve (Mains Isolated)



Derating Curve (CAT II)

